



THE NEW YORK STATE ASSEMBLY PUERTO RICAN/HISPANIC TASK FORCE



TACKLING LATINO CHILDHOOD AND ELDERLY POVERTY: A Discussion on the Empire State Poverty Reduction Initiative

Tuesday, November 29, 2016 • 10:00 – 11:00 A.M.

Please join us for a conference call on the Empire State Poverty Reduction Initiative and to discuss funding issues which impact Latino communities and Latino serving nonprofits in 16 targeted localities across New York State.

Discussion will include remarks by Karla Digirolamo, CEO of the New York State Community Action Association (NYSCAA). This association represents all the poverty fighting community action agencies in NY created under federal law in 1964.

Under the 2016-17 adopted State budget, and under the leadership of the Assembly Puerto Rican/Hispanic Task Force, 16 localities throughout New York are to share in the \$25 million funding for the Empire State Poverty Reduction Initiative (ESPRI).

The law is very clear as to how communities impacted by poverty are to participate in the decision making process related to the expenditure of this funding. Within the next few weeks, the New York State Office of Temporary and Disability Assistance (OTDA) will begin to release the funding.

Latino organizations and Latino serving organizations need to be included in the decision making mechanism now in place via the State budget. This brief conference call will describe the ESPRI funding and what role Latino groups are to play.

Please join us for an important discussion on the work of the Assembly Puerto Rican/Hispanic Task Force and how it impacts your community with tangible funding secured to fight poverty.

To register for the conference call, please contact Guillermo Martinez, Legislative Director of the Assembly Puerto Rican/Hispanic Task Force, at MartingG@nyassembly.gov.

Here is the list of localities that will share the \$25 million in anti-poverty funding:

City Name	Lead Agency Selected
Albany (\$1,500,000)	TBD
Binghamton (\$1,500,000)	United Way is lead
The Bronx (\$2,750,000)	Children's Aid Society
Buffalo (\$2,750,000)	United Way applied to be lead
Elmira (\$1,000,000)	Southern Tier Economic Growth Institute
Hempstead (\$1,500,000)	TBD
Jamestown (\$1,000,000)	TBD
Newburgh (\$1,000,000)	United Way
Niagara Falls (\$1,500,000)	Niagara Falls Memorial Medical Center
Oneonta (\$500,000)	Opportunities for Otsego is lead
Oswego (\$500,000)	RFP out to find a lead
Rochester (\$2,750,000)	United Way
Syracuse (\$2,750,000)	Greater Syracuse HOPE
Troy (\$1,500,000)	CEO in Troy
Utica (\$1,500,000)	United Way
Watertown (\$1,000,000)	TBD

Maps documenting childhood and elderly poverty can be found here:

- The Elderly Agonize – <http://nyassembly.gov/comm/PRHisp/20150430/index.pdf>
- Suffer the Little Children – <http://nyassembly.gov/comm/PRHisp/20150311/index.pdf>

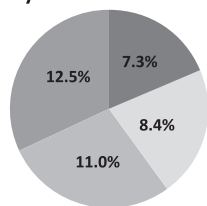
The Centerfold Map of Child Poverty Report

Source: Citizens' Committee for Children of New York Inc., 2013

Hispanic	Black	Asian	White
35.5%	25%	11.1%	23.8%
Of all children are Hispanic	Of all children are Black	Of all children are Asian	Of all children are White
40.1%	33.1%	26.3%	18.6%
Of Hispanic children live below the FPL	Of Black children live below the FPL	Of Asian children live below the FPL	Of White children live below the FPL
4.8%	8.6%	3.4%	2.8%
Hispanic infants (per 1,000 Hispanic live births) die before their first birthday	Black infants (per 1,000 Black live births) die before their first birthday	Asian infants (per 1,000 Asian live births) die before their first birthday	White infants (per 1,000 White live births) die before their first birthday
15.4%	13%	6%	7.9%
Of Hispanic students drop out of high school	Of Black students drop out of high school	Of Asian students drop out of high school	Of White students drop out of high school
57.6%	31.4%	2.4%	6.8%
Of all teens giving birth are Hispanic	Of all teens giving birth are Black	Of all teens giving birth are Asian	Of all teens giving birth are White
27.4%	54.9%	.7%	3.7%
Of children in foster care are Hispanic	Of children in foster care are Black	Of children in foster care are Asian	Of children in foster care are White
30.4%	65.3%	1.6%	1.6%
Of all youth in juvenile detention are Hispanic	Of all youth in juvenile detention are Black	Of all youth in juvenile detention are Asian	Of all youth in juvenile detention are White

Senior Poverty Rates

Poverty Rates in New York State for Senior Citizens Ages 65 and Over

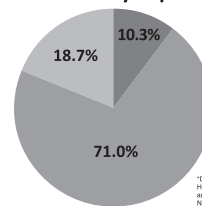


Poverty Rate is defined as annual income below \$11,354 for an individual and \$14,324 for a couple in this age category.

- Hispanic or Latino
- Black
- Asian
- White

Source: U.S. Census Bureau, 2009-2013 5-Year American Community Survey

Elderly Population 60 and Over in New York State

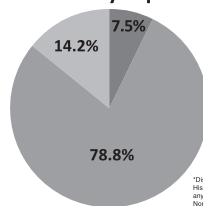


Total Population of Elderly: 3,793,141

- Hispanic or Latino
- White alone, not Hispanic or Latino
- N/A*

Source: U.S. Census Bureau, 2009-2013 5-Year American Community Survey

Elderly Population 60 and Over in the United States



Total Population of Elderly: 59,330,253

- Hispanic or Latino
- White alone, not Hispanic or Latino
- N/A*

Source: U.S. Census Bureau, 2009-2013 5-Year American Community Survey

For more information about this or any other issue, please contact Guillermo Martinez, Legislative Director of the Assembly Puerto Rican/Hispanic Task Force at 518-455-5514.